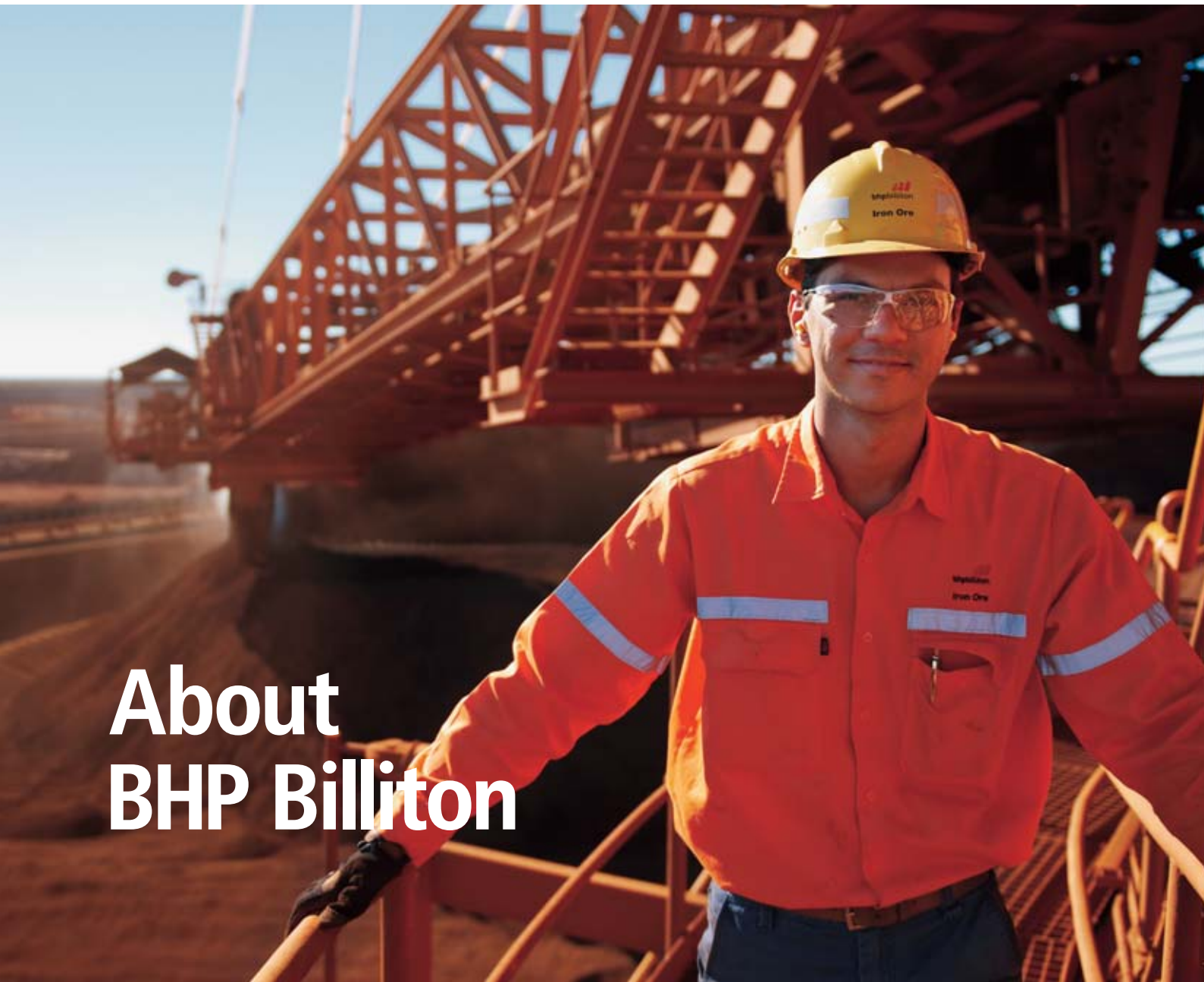




**bhpbilliton**

resourcing the future

# About BHP Billiton



# About BHP Billiton

BHP Billiton is a leading global resources company.

Our purpose is to create long-term shareholder value through the discovery, acquisition, development and marketing of natural resources.



We are among the world's top producers of major commodities, including aluminium, energy coal, metallurgical coal, copper, manganese, iron ore, uranium, nickel, silver and titanium minerals, and with substantial interests in oil and gas.

Our strategy is to own and operate large, long-life, low-cost, expandable, upstream assets, diversified by commodity, geography and market. We are focused on investing in high-quality resource basins where large mineralisation deposits create significant growth options.

This strategy means more predictable business performance, which, in turn, underpins the creation of value for our shareholders, customers, employees and the communities in which we operate.

To support implementation of our strategy, we have created a simple, accountable and scalable organisation to ensure we remain capable of managing the larger footprint that will result over time. We have set up an organisation that is more functionally specialised and capable of deploying capital easily when required. By having a simple structure, we can organise work more effectively and let our people focus on doing what is important.

With approximately 100,000 employees and contractors working in more than 100 locations worldwide, we believe that the safety and health of our people is fundamental to our business. We have systems and processes in place to ensure our colleagues return home safe and well at the end of each day, and in support of this, we apply uniform safety standards at all of our controlled operations.

We operate with the highest levels of governance, and strive to foster a culture built around *Our Charter* values of sustainability, integrity, respect, performance, simplicity and accountability. Our people strategy is founded on attracting, developing and retaining talented employees who work in ways consistent with our values. We recognise the strength that comes from a diverse workforce, and we have intensified our efforts to foster diversity of gender, age and nationality at all levels of the organisation.

With operations across the globe, BHP Billiton interacts with a range of stakeholders representing our host communities, regions and nations. We engage openly and transparently to understand our impacts, improve the quality of life and believe in sharing opportunities with our communities.

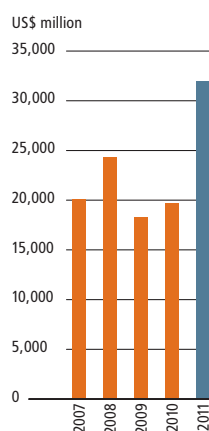
As part of our community commitment, we contribute one per cent of our pre-tax profit, on a three-year rolling average, to community programs. In FY2011, this totalled US\$195.5 million, including a US\$30 million payment to our UK charitable company, BHP Billiton Sustainable Communities.

BHP Billiton Limited has a primary listing on the Australian Securities Exchange and BHP Billiton PLC has a premium listing on the London Stock Exchange, with a secondary listing on the Johannesburg Stock Exchange. In addition, BHP Billiton has two American Depositary Receipt listings on the New York Stock Exchange. BHP Billiton's global headquarters is located in Melbourne, Australia.

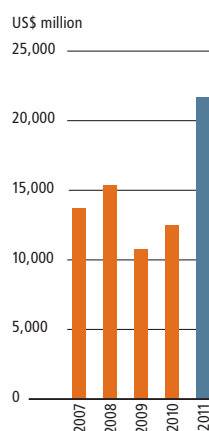
# Our results at a glance

As at 30 June 2011, we had a market capitalisation of approximately US\$233.9 billion.  
For the 2011 financial year, we reported net operating cash flow of US\$30.1 billion and revenue of US\$71.7 billion.

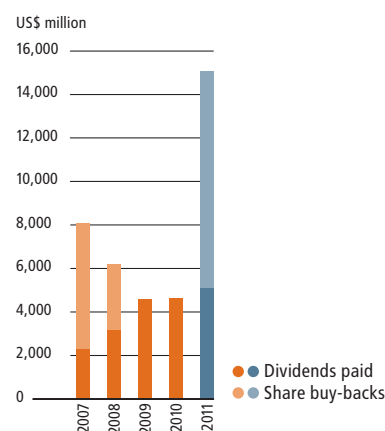
## Underlying EBIT US\$32.0 billion



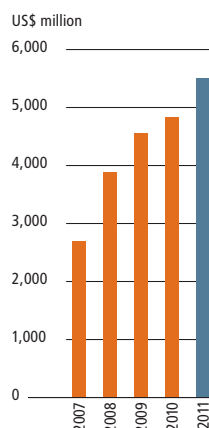
## Attributable profit – excluding exceptional items US\$21.7 billion



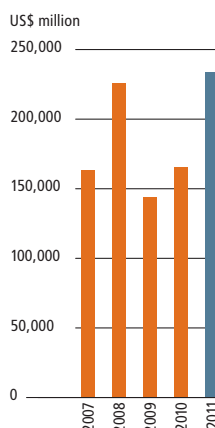
## Total return to shareholders US\$15.1 billion



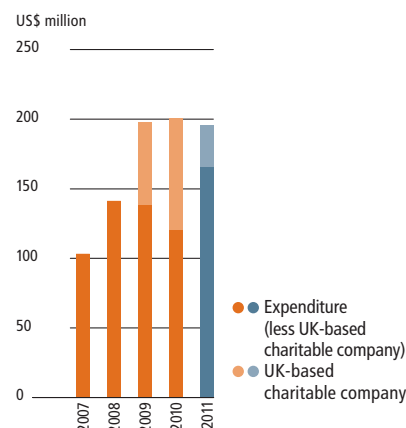
## Dividends declared US\$5.5 billion



## Market capitalisation at 30 June US\$233.9 billion



## Community contributions at 30 June US\$195.5 million



## Five-year Summary

US\$ million	30 June 2011	30 June 2010	30 June 2009	30 June 2008	30 June 2007
Revenue	71,739	52,798	50,211	59,473	47,473
Underlying EBIT <sup>(a)</sup>	31,980	19,719	18,214	24,282	20,067
Attributable profit – excluding exceptional items	21,684	12,469	10,722	15,368	13,675
Attributable profit – including exceptional items	23,648	12,722	5,877	15,390	13,416
Net operating cash flow <sup>(b)(c)</sup>	30,080	16,890	17,854	16,958	15,418
Basic EPS – excluding exceptional items (US cents per share)	393.5	224.1	192.7	274.9	233.9
Basic EPS – including exceptional items (US cents per share)	429.1	228.6	105.6	275.3	229.5
Dividend per share					
BHP Billiton Plc (US cents)	101.0	87.0	82.0	70.0	47.0
BHP Billiton Limited (US cents)	101.0	87.0	82.0	70.0	47.0
Underlying EBITDA Interest Coverage <sup>(a)</sup>	102.8	64.4	56.8	49.4	43.6
Gearing (per cent) <sup>(d)</sup>	9.2	6.3	12.1	17.8	25.0

<sup>(a)</sup> Underlying EBIT is earnings before net finance costs and taxation and any exceptional items. Underlying EBITDA is Underlying EBIT before depreciation, impairments and amortisation. We believe that Underlying EBIT and Underlying EBITDA provide useful information, but should not be considered as an indication of, or alternative to, attributable profit as an indicator of operating performance or as an alternative to cash flow as a measure of liquidity.

<sup>(b)</sup> Net operating cash flow is after net interest and taxation.

<sup>(c)</sup> Following a change in financial reporting requirements, expenditures which do not result in a recognised asset are now classified as cash flows from operating activities. This has resulted in exploration cash flows which are not recognised as assets being reclassified from net investing cash flows to net operating cash flows for all comparative figures.

<sup>(d)</sup> Gearing is net debt over net debt plus net assets. The measure is inclusive of continuing operations of Group companies and jointly controlled entities.

# Our Customer Sector Groups

Petroleum		Aluminium		Base Metals		Uranium	Diamonds and Specialty Products	
US\$ million		US\$ million		US\$ million			US\$ million	
Revenue	10,737	Revenue	5,221	Revenue	14,152	<i>Uranium's financial results are included in the results for the Base Metals Customer Sector Group.</i>	Revenue	1,517
Underlying EBIT	6,330	Underlying EBIT	266	Underlying EBIT	6,790		Underlying EBIT	587
Capital expenditure	1,984	Capital expenditure	1,329	Capital expenditure	1,404		Capital expenditure	319
Net operating assets	14,145	Net operating assets	7,996	Net operating assets	12,855		Net operating assets	2,169

Petroleum is a global oil and gas business with exploration, development, production and marketing activities. We have operations in Australia, the US, UK, Algeria, Pakistan, Trinidad and Tobago, including a significant deepwater position in the Gulf of Mexico.

Aluminium is a global producer of primary aluminium and alumina with assets at three stages of the aluminium value chain: mining bauxite, refining bauxite into alumina and smelting alumina into aluminium metal. We are the world's seventh largest producer of aluminium.

Base Metals is one of the world's premier producers of copper, silver, lead and uranium, and a leading producer of zinc. Our portfolio of large, low-cost mining operations includes Escondida in Chile, which is the world's largest single producer of copper.

Uranium comprises the world-class uranium and copper deposit at Olympic Dam in South Australia and Yeelirrie uranium deposit in Western Australia. Uranium oxide concentrate from Olympic Dam is used by utility customers exclusively for the generation of electricity.

Diamonds and Specialty Products is a multi-commodity business focused on diamonds, titanium minerals and potash development. EKATI Diamond Mine in Canada's Northwest Territories is the cornerstone of our diamonds business, producing on average more than three million carats per year of rough diamonds.

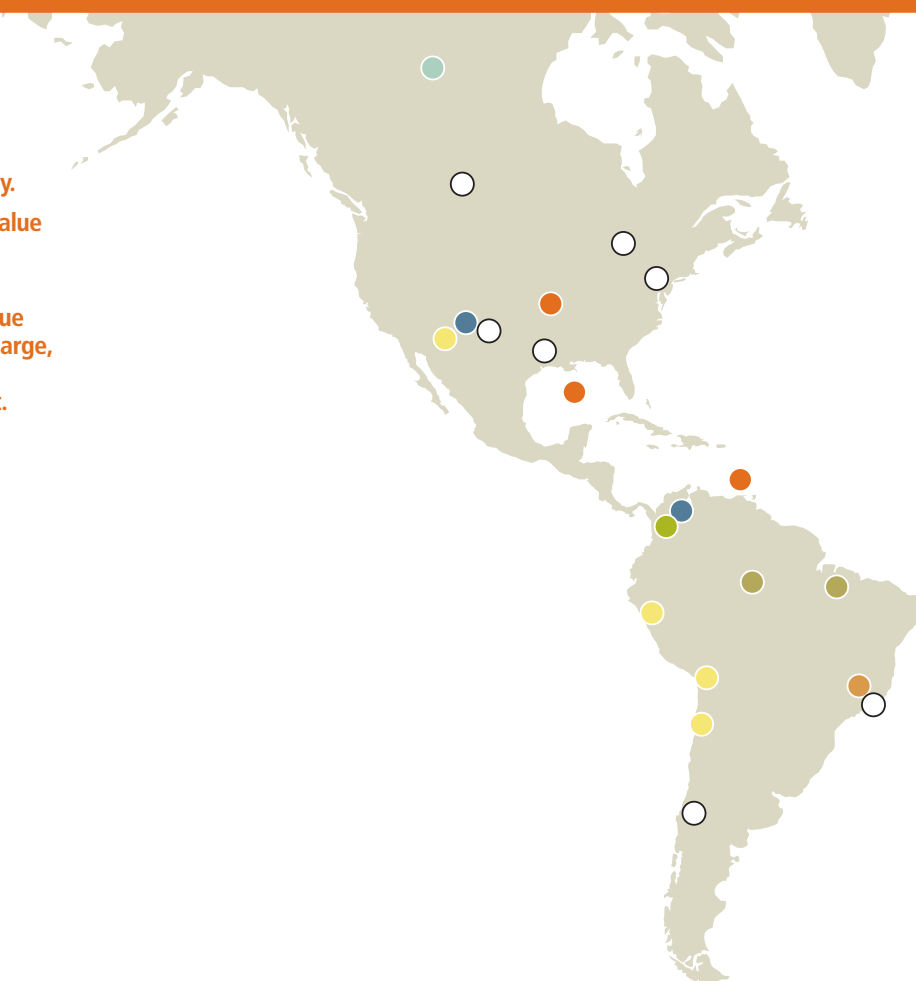
## BHP Billiton locations

**BHP Billiton is a leading global resources company.**

**Our purpose is to create long-term shareholder value through the discovery, acquisition, development and marketing of natural resources.**

**Our unique position in the resources industry is due to our proven strategy of owning and operating large, long-life, low-cost, expandable, upstream assets, diversified by commodity, geography and market.**

- Offices
- Petroleum
- Aluminium
- Base Metals
- Diamonds and Specialty Products
- Stainless Steel Materials
- Iron Ore
- Manganese
- Metallurgical Coal
- Energy Coal
- Uranium



## Stainless Steel Materials

US\$ million	
Revenue	3,861
Underlying EBIT	588
Capital expenditure	651
Net operating assets	3,333

Stainless Steel Materials is primarily a supplier of nickel to the stainless steel industry. We also supply nickel to other markets, including the specialty alloy, foundry, chemicals and refractory material industries. We are the world's fourth largest producer of nickel and have operations in Australia and Colombia.

## Iron Ore

US\$ million	
Revenue	20,412
Underlying EBIT	13,328
Capital expenditure	3,627
Net operating assets	13,933

Iron Ore is one of the world's leading iron ore producers, with operations in Western Australia and Brazil. Our Australian operations in the Pilbara region of Western Australia have an integrated mine system, two ports and more than 1,000 kilometres of rail.

## Manganese

US\$ million	
Revenue	2,423
Underlying EBIT	697
Capital expenditure	276
Net operating assets	1,390

Manganese produces a combination of ores and alloys at sites in Australia and South Africa. We are the world's largest producer of manganese ore and among the top three global producers of manganese alloy. Manganese alloy is a key input into the steelmaking process.

## Metallurgical Coal

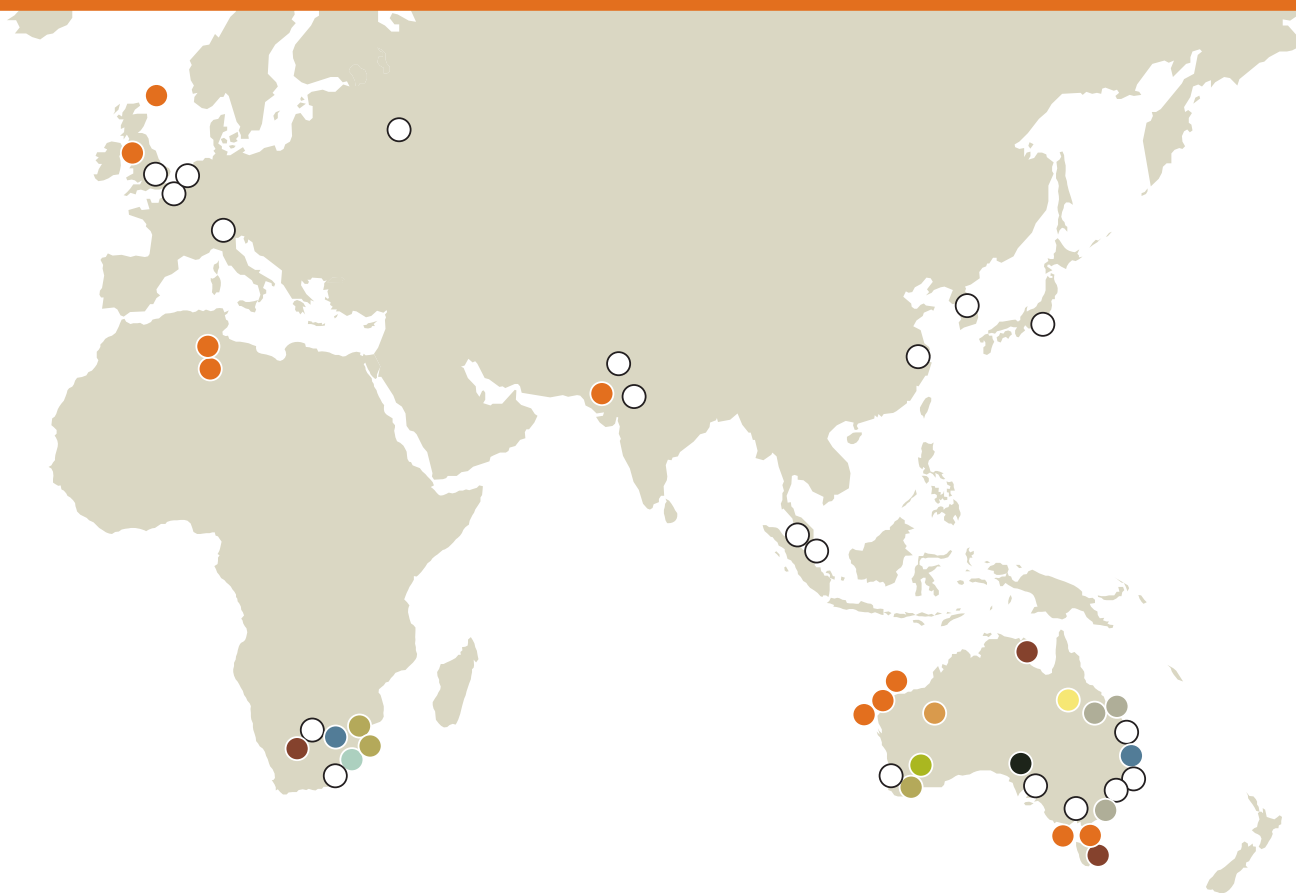
US\$ million	
Revenue	7,573
Underlying EBIT	2,670
Capital expenditure	1,172
Net operating assets	4,643

Metallurgical Coal is the world's largest supplier of seaborne traded hard coking coal, which, along with iron ore and manganese, is a key input in the production of steel. We have assets in the Bowen Basin and Illawarra region, both in Australia.

## Energy Coal

US\$ million	
Revenue	5,507
Underlying EBIT	1,129
Capital expenditure	754
Net operating assets	3,790

Energy Coal is one of the world's largest producers and marketers of export energy coal (also known as thermal or steaming coal) and is a significant domestic supplier to the electricity generation industry in Australia, South Africa and the US.





**bhpbilliton**  
resourcing the future

## Corporate Directory

### BHP Billiton Group Registered Offices

#### BHP Billiton Limited

##### Australia

BHP Billiton Centre  
180 Lonsdale Street  
Melbourne VIC 3000

Telephone 1300 554 757 (within Australia)  
+61 3 9609 3333 (outside Australia)  
Facsimile +61 3 9609 3015

#### BHP Billiton Plc

##### United Kingdom

Neathouse Place  
London SW1V 1BH  
Telephone +44 20 7802 4000  
Facsimile +44 20 7802 4111

### Share Registrars and Transfer Offices

#### Australia

BHP Billiton Limited Registrar  
Computershare Investor Services Pty Limited  
Yarra Falls, 452 Johnston Street  
Abbotsford VIC 3067  
Postal Address – GPO Box 2975  
Melbourne VIC 3001

Telephone 1300 656 780 (within Australia)  
+61 3 9415 4020 (outside Australia)  
Facsimile +61 3 9473 2460  
Email enquiries:  
[www.investorcentre.com/bhp](http://www.investorcentre.com/bhp)

#### United Kingdom

BHP Billiton Plc Registrar  
Computershare Investor Services PLC  
The Pavilions, Bridgwater Road  
Bristol BS99 6ZZ  
Telephone +44 844 472 7001  
Facsimile +44 870 703 6101  
Email enquiries:  
[www.investorcentre.co.uk/contactus](http://www.investorcentre.co.uk/contactus)

#### South Africa

BHP Billiton Plc Branch Registrar  
and Transfer Secretary  
Computershare Investor Services  
(Pty) Limited  
70 Marshall Street  
Johannesburg 2001  
Postal Address – PO Box 61051  
Marshalltown 2107  
Telephone +27 11 373 0033  
Facsimile +27 11 688 5218  
Email enquiries:  
[web.queries@computershare.co.za](mailto:web.queries@computershare.co.za)

Holders of shares dematerialised  
into STRATE should contact their  
CSDP or stockbroker.

#### New Zealand

Computershare Investor Services Limited  
Level 2/159 Hurstmere Road  
Takapuna North Shore City  
Postal Address – Private Bag 92119  
Auckland 1142  
Telephone +64 9 488 8777  
Facsimile +64 9 488 8787

#### United States

Computershare Trust Company, N.A.  
2 North LaSalle Street  
Chicago, IL 60602  
Postal Address – PO Box 0289  
Chicago, IL 60690-9569  
Telephone +1 888 404 6340  
(toll-free within US)  
Facsimile +1 312 601 4331

ADR Depository, Transfer Agent and Registrar  
Citibank Shareholder Services  
PO Box 43077  
Providence, RI 02940-3077  
Telephone +1 781 575 4555 (outside of US)  
+1 877 248 4237 (+1-877-CITIADR)  
(toll-free within US)  
Facsimile +1 201 324 3284  
Email enquiries:  
[citibank@shareholders-online.com](mailto:citibank@shareholders-online.com)  
Website: [www.citi.com/dr](http://www.citi.com/dr)