



**bhpbilliton**

resourcing the future

A photograph of a mining operation. A long conveyor belt system is visible, extending from the foreground towards a large pile of red ore. The scene is set against a clear blue sky. The lighting is bright, suggesting a sunny day.

# About BHP Billiton

# About BHP Billiton

BHP Billiton is a leading global resources company. We create long-term shareholder value through the discovery, acquisition, development and marketing of natural resources.

We are among the world's top producers of major commodities, including aluminium, energy coal, metallurgical coal, copper, manganese, iron ore, uranium, nickel, silver and titanium minerals, and have substantial interests in oil and gas.

Our strategy is clear and remains unchanged since 2001. We focus on large, long-life, low-cost, upstream, high-quality assets, diversified by commodity, geography and markets. Our disciplined approach to capital deployment has enabled BHP Billiton to both invest in the expansion of high-quality assets and further diversify our portfolio.

We are committed to the highest level of governance and strive to foster a culture that values and rewards exemplary ethical standards, personal and corporate integrity and respect for others. The Board governs the Group consistent with our long stated business strategy and commitment to a transparent and high-quality governance system.

Paramount to the way we operate is growing our business safely, in an environmentally sound manner and in a way that demonstrates our unqualified commitment to working with integrity. We believe we can be a business that does not have serious injuries, illnesses and fatalities. The only way to achieve a step reduction in injuries and eliminate fatalities is through strong, accountable leadership that will focus on identifying hazards, implementing appropriate controls and ongoing measurement of control effectiveness.

Our operations are diversified by commodity and geography, which means we are part of many local communities. We take the responsibility of managing our environmental and community impact very seriously. Across our business, our goal is to minimise negative social impacts while maximising the opportunities and benefits that the Company's presence brings to each community in which we operate.

Our community investment is driven by our desire to ensure we make a positive contribution and improve the quality of life of the people in these communities. Our voluntary community investment in FY2010 totalled US\$200.5 million, comprising cash contributions, in-kind support and administration costs.

Our global operations comprise about 100,000 employees and contractors located in over 25 countries. Our people strategy is founded on attracting, developing and retaining talented employees from around the world. We require our leaders to visibly hold themselves and others accountable for living our Company values as outlined in Our Charter. We have an unwavering belief that by working in a way that is consistent with Our Charter, we will continue to build on our success both today and for the long term.

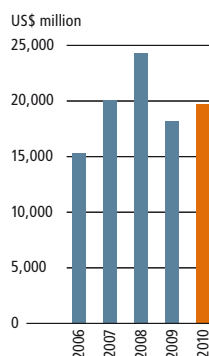
BHP Billiton Limited has a primary listing on the Australian Securities Exchange and BHP Billiton PLC has a premium listing on the London Stock Exchange, with a secondary listing on the Johannesburg Stock Exchange. In addition, BHP Billiton has two American Depositary Receipt listings on the New York Stock Exchange. BHP Billiton's global headquarters are located in Melbourne, Australia.



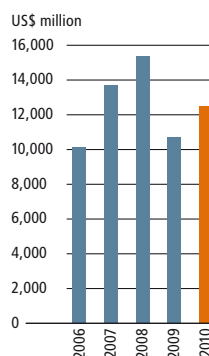
# Our Results at a Glance

As at 30 June 2010, we had a market capitalisation of approximately US\$166 billion. We reported net operating cash flow of US\$17.9 billion and revenue of US\$52.8 billion.

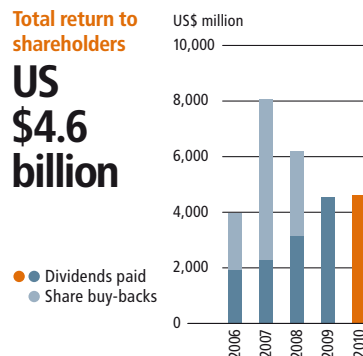
**Underlying EBIT**  
**US \$19.7 billion**



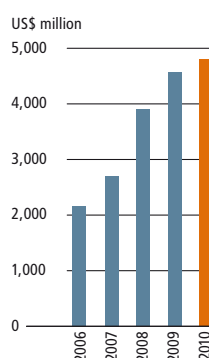
**Attributable profit excluding exceptional items**  
**US \$12.5 billion**



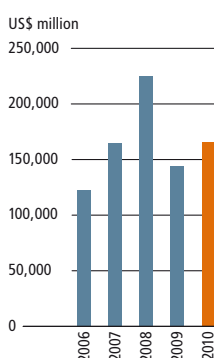
**Total return to shareholders**  
**US \$4.6 billion**



**Dividends declared**  
**US \$4.8 billion**

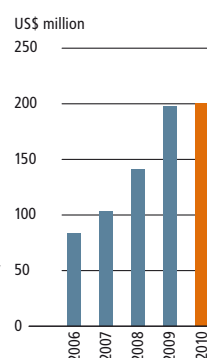


**Market capitalisation**  
**US \$165.6 billion**



**Community contributions**  
**US \$200.5 million\***

\* Includes the contribution to our UK-based charitable company (BHP Billiton Sustainable Communities).



## Five-year Summary

US\$ million	2010	2009	2008	2007	2006
Revenue	52,798	50,211	59,473	47,473	39,099
Underlying EBIT <sup>(a)</sup>	19,719	18,214	24,282	20,067	15,277
Attributable profit – excluding exceptional items	12,469	10,722	15,368	13,675	10,154
Attributable profit – including exceptional items	12,722	5,877	15,390	13,416	10,450
Net operating cash flow <sup>(b)</sup>	17,920	18,863	17,817	15,957	11,325
Basic EPS – excluding exceptional items (US cents per share)	224.1	192.7	274.9	233.9	168.2
Basic EPS – including exceptional items (US cents per share)	228.6	105.6	275.3	229.5	173.2
Dividend per share					
BHP Billiton Plc (US cents)	87.0	82.0	70.0	47.0	36.0
BHP Billiton Limited (US cents)	87.0	82.0	70.0	47.0	36.0
Underlying EBITDA Interest Coverage <sup>(a)</sup>	64.4	56.8	49.4	43.6	33.6
Gearing (per cent) <sup>(c)</sup>	6.3	12.1	17.8	25.0	27.2

<sup>(a)</sup> Underlying EBIT is earnings before net finance costs and taxation and any exceptional items. Underlying EBITDA is Underlying EBIT before depreciation, impairments and amortisation. We believe that Underlying EBIT and Underlying EBITDA provide useful information, but should not be considered as an indication of, or alternative to, attributable profit as an indicator of operating performance or as an alternative to cash flow as a measure of liquidity.

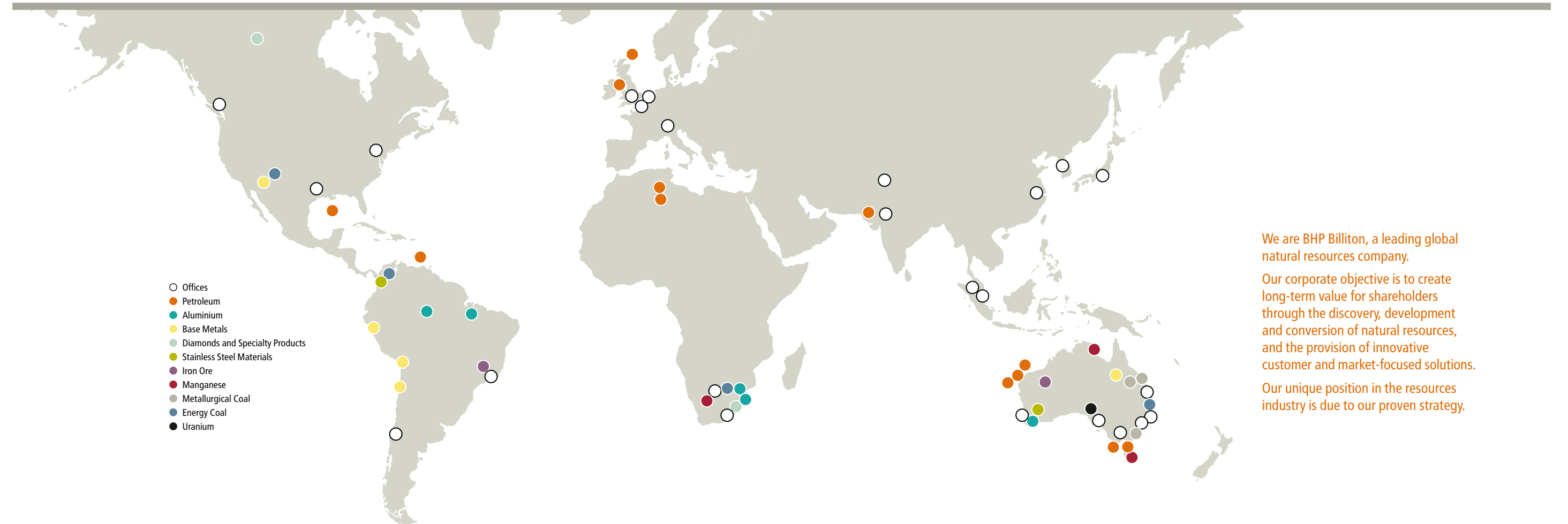
<sup>(b)</sup> Net operating cash flow is after net interest and taxation.

<sup>(c)</sup> Gearing is net debt over net debt plus net assets. The measure is inclusive of continuing operations of Group companies and jointly controlled entities.

# Our Customer Sector Groups

Petroleum	Aluminium	Base Metals	Uranium	Diamonds and Specialty Products	Stainless Steel Materials	Iron Ore	Manganese	Metallurgical Coal	Energy Coal
US\$ million	US\$ million	US\$ million		US\$ million	US\$ million	US\$ million	US\$ million	US\$ million	US\$ million
Revenue 8,782	Revenue 4,353	Revenue 10,409	<i>Uranium's financial results are included in the results for the Base Metals Customer Sector Group.</i>	Revenue 1,272	Revenue 3,617	Revenue 11,139	Revenue 2,150	Revenue 6,059	Revenue 4,265
Underlying EBIT 4,573	Underlying EBIT 406	Underlying EBIT 4,632		Underlying EBIT 485	Underlying EBIT 668	Underlying EBIT 6,001	Underlying EBIT 712	Underlying EBIT 2,053	Underlying EBIT 730
Capital expenditure 1,951	Capital expenditure 1,019	Capital expenditure 763		Capital expenditure 127	Capital expenditure 265	Capital expenditure 3,838	Capital expenditure 182	Capital expenditure 653	Capital expenditure 881
Net operating assets 9,558	Net operating assets 6,760	Net operating assets 12,349		Net operating assets 2,061	Net operating assets 3,353	Net operating assets 11,066	Net operating assets 1,288	Net operating assets 4,122	Net operating assets 3,460
<p>Petroleum is a global oil and gas business. We have producing assets in six countries and exploration opportunities in a further six countries. Our production volumes rank us in about the top 15 per cent of oil and gas companies.</p>	<p>Aluminium comprises a portfolio of assets at three stages of the aluminium value chain: we mine bauxite, we refine bauxite into alumina and we smelt alumina into aluminium metal. We are the world's seventh largest producer of aluminium.</p>	<p>Base Metals is one of the world's top producers of copper, silver, lead and a leading producer of zinc. Our portfolio of large, low-cost mining operations includes the Escondida mine in Chile, which is the world's largest single producer of copper.</p>	<p>Uranium comprises Olympic Dam in South Australia and Yeelirrie uranium deposit in Western Australia. Olympic Dam is the world's largest uranium deposit and fourth largest remaining copper deposit. Uranium oxide concentrate from Olympic Dam is used by utility customers exclusively for the generation of electricity and we supply copper cathode to customers within the Asia Pacific region.</p>	<p>Diamonds and Specialty Products is a multi-commodity business headquartered in Canada, with a focus on diamonds, potash development and titanium. The cornerstone of BHP Billiton's Diamonds business is the EKATI Diamond Mine. Located in Canada's Northwest Territories, it produces approximately three million carats of rough diamonds annually.</p>	<p>Stainless Steel Materials is primarily a supplier of nickel to the stainless steel industry. In addition, we supply nickel to other markets, including the specialty alloy, foundry, chemicals and refractory material industries. We are the world's fourth largest producer of nickel.</p>	<p>Iron Ore has operations in Western Australia and Brazil. Our Australian iron ore assets are based in the Pilbara region of Western Australia and involve a complex integrated system of seven mines, more than 1,000 kilometres of rail infrastructure and port facilities.</p>	<p>Manganese produces a combination of ores, alloys and metal from sites in South Africa and Australia. We are the world's largest producer of seaborne manganese ore and in the top three global producers of manganese alloy.</p>	<p>Metallurgical Coal is the world's largest supplier of seaborne metallurgical coal. Metallurgical coal, along with iron ore and manganese, is a key input in the production of steel.</p>	<p>Energy Coal is one of the world's largest producers and marketers of export energy coal (also known as thermal or steaming coal) and is also a significant domestic supplier to the electricity generation industry in Australia, South Africa and the United States.</p>

## BHP Billiton Locations



We are BHP Billiton, a leading global natural resources company.

Our corporate objective is to create long-term value for shareholders through the discovery, development and conversion of natural resources, and the provision of innovative customer and market-focused solutions.

Our unique position in the resources industry is due to our proven strategy.



# bhpbilliton

resourcing the future

## Corporate Directory

### BHP Billiton Group Registered Offices

#### BHP Billiton Limited

##### Australia

BHP Billiton Centre  
180 Lonsdale Street  
Melbourne VIC 3000  
Telephone 1300 554 757 (within Australia)  
+61 3 9609 3333 (outside Australia)  
Facsimile +61 3 9609 3015

### Share Registrars and Transfer Offices

#### Australia

BHP Billiton Limited Registrar  
Computershare Investor Services  
Pty Limited  
Yarra Falls, 452 Johnston Street  
Abbotsford VIC 3067  
Postal Address – GPO Box 2975  
Melbourne VIC 3001  
Telephone 1300 656 780 (within Australia)  
+61 3 9415 4020 (outside Australia)  
Facsimile +61 3 9473 2460  
Email enquiries:  
[web.queries@computershare.com.au](mailto:web.queries@computershare.com.au)

#### United Kingdom

BHP Billiton Plc Registrar  
Computershare Investor Services PLC  
The Pavilions, Bridgwater Road  
Bristol BS99 6ZZ  
Telephone +44 844 472 7001  
Facsimile +44 870 703 6076  
Email enquiries:  
[www.investorcentre.co.uk/contactus](http://www.investorcentre.co.uk/contactus)

#### BHP Billiton Plc

##### United Kingdom

Neathouse Place  
London SW1V 1BH  
Telephone +44 20 7802 4000  
Facsimile +44 20 7802 4111

#### South Africa

BHP Billiton Plc Branch Register  
and Transfer Secretary  
Computershare Investor Services  
(Pty) Limited  
70 Marshall Street  
Johannesburg 2001  
Postal Address – PO Box 61051  
Marshalltown 2107  
Telephone +27 11 373 0033  
Facsimile +27 11 688 5218  
Email enquiries:  
[web.queries@computershare.co.za](mailto:web.queries@computershare.co.za)  
Holders of shares dematerialised  
into STRATE should contact their  
CSDP or stockbroker.

#### New Zealand

Computershare Investor Services Limited  
Level 2/159 Hurstmere Road  
Takapuna North Shore City  
Postal Address – Private Bag 92119  
Auckland 1142  
Telephone +64 9 488 8777  
Facsimile +64 9 488 8787

#### United States

Computershare Trust Company, N.A.  
2 North LaSalle Street  
Chicago, IL 60602  
Postal Address – PO Box 0289  
Chicago, IL 60690-9569  
Telephone +1 888 404 6340  
(toll-free within US)  
Facsimile +1 312 601 4331  
ADR Depository, Transfer Agent and  
Registrar Citibank Shareholder Services  
PO Box 43077  
Providence, RI 02940-3077  
Telephone +1 781 575 4555 (outside of US)  
+1 877 248 4237 (+1-877-CITIADR)  
(toll-free within US)  
Facsimile +1 201 324 3284  
Email enquiries:  
[citibank@shareholders-online.com](mailto:citibank@shareholders-online.com)  
Website: [www.citi.com/dr](http://www.citi.com/dr)